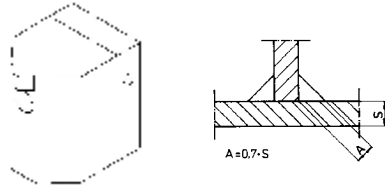


Welding Shoes for Type 1507 - 6007



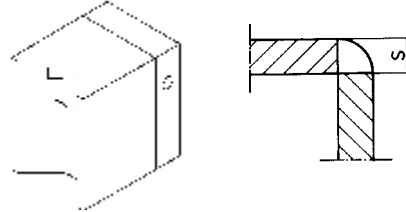
S = thickness of material

Filled weld



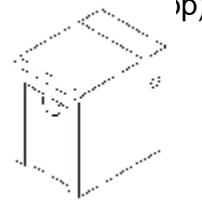
Sheet thickness	Part.No.
5 – 8	D – 0174
10 – 12	D – 0175
15	D – 0177
20	D – 0178
25	D – 0179
30	D – 0180
35	D – 0181
40	D – 0182

Corner weld

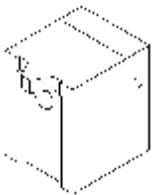
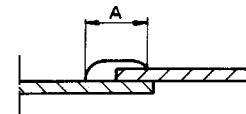


Sheet thickness	Part.No.
5 – 8	D – 0195
10	D – 0196
15	D – 0197

Fil



p)



V-seam



Sheet thickness	Part.No.
5 – 8	D – 0183
10	D – 0184
12	D – 0185
15	D – 0186
20	D – 0187
25	D – 0188
30	D – 0189
35	D – 0190
40	D – 0191

Sheet thickness	Part.No.
25	D – 0192
30	D – 0193
35	D – 0194
40	D - 0599

Speciality welding shoe round	Part.No.
D=15mm	D-0600
D=20mm	D-0366
D=25mm	D-0337



Unworked welding shoe	Part.No.
Dimensions	
L 45 x B 30 mm	D-0223
L 50 x B 40 mm	D-0224
L 45 x B 45 mm	D-0225
L 45 x B 50 mm	D-1237
L 60 x B 70 mm	D-0247
D = 35 mm	D-0598

